



NZ USER CONFERENCE

# PRODUCT UPDATE

- New in Totara 12
- Our current direction
- Platform Strategy

*André Yamin, Product Manager*

Learning Management  
System Lead, CCDHB

*Freedom to Learn*

# **NEW IN 12**

Released 3<sup>rd</sup> December 2018

Over 150 new features, improvements,  
and visual improvements.

- User experience
- Navigation
- Flexibility
- Scalability



# UX IMPROVEMENTS

The screenshot displays the Totara Learn user interface. At the top, a dark navigation bar contains the Totara Learn logo and menu items: Home, Dashboard, Record of Learning, Performance (with a dropdown arrow), Team, and Find Learning. On the right side of the navigation bar are icons for settings, email, notifications, and the user profile (Admin User).

Below the navigation bar, the breadcrumb path reads: Home / Courses / Test course 1.

On the left side, there are two main sections:

- TEST COURSE 1**: A section with a close icon. It contains a list of items: Participants, Badges, Grades, and four Topic items (Topic 1, Topic 2, Topic 3, Topic 4), each with a right-pointing arrow.
- ADMINISTRATION**: A section with a close icon. It contains a single item: Course administration, with a right-pointing arrow.

The main content area is partially obscured by a dark navigation menu overlay. This menu has a search bar at the top right. It is organized into four columns:

Core platform	Learning	Performance	Configuration
Users	Courses and categories	Appraisals	Appearance
Audiences	Programs	360° Feedback	Navigation
Permissions	Certifications	Goals	Plugins
Positions	Seminars		Security
Organisations	Grades		HR Import
Badges	Learning Plans		Localisation
Competencies	Content Marketplace		Server
Reports			Development
			Advanced features
			System information

At the bottom right of the menu overlay is a "Menu settings" link.

Behind the menu overlay, the main content area shows "Announcements" and "Topic 1". Under "Topic 1", there is a "Test" icon and a table with columns "Date" and "Time". One row is visible: "7 March 2019" and "9:00 Euro". Below the table is a "View all events" link. "Topic 2" is also visible below "Topic 1".

# LEARNING CATALOGUE

Configure catalogue

Explore Content Marketplace

Create ▾

Learning type All ▾

Search all learning



## FILTERS

### ACTIVITIES INCLUDED

Chat

Choice

Feedback

File

Forum

SCORM package

Seminar

### CATEGORY

All ▾

### COURSE TYPE

Blended

E-learning

Seminar

### FORMAT

Demo format

Single activity format

Social format

Topics format

Weekly format

### TAGS

advanced training

compliance

health and safety

introductory training

management and leadership

Up to 30 items

Share

Sort by **Featured** ▾



**Featured** Coding Standards and Integration Standards



**Featured** Design Thinking for Business Innovation

Category: Business and Innovation  
Activity types: Choice, File, SCORM pac...



**Featured** Logistical Planning

Category: Business and Innovation  
Activity types: Forum



**Featured** Operations Management

Category: Business and Innovation  
Activity types: Chat, Feedback, SCORM ...



**Featured** Process Improvement

Category: Business and Innovation  
Activity types: SCORM package

## Design Thinking for Business Innovation

Go to course

You can enrol in this course

Enrol

### Introduction

In this course, you will be learning a powerful complex problem solving framework known as Design Thinking and a new approach to Business Innovation based on insights and understanding of human needs.

Tags: advanced training, compliance, health and sa...  
English (en)



Advanced Anti-Bribery



Advanced Health and Safety



An Introduction to Data Protection



Anti-Corruption Training and Awareness



Certified First Aiders



# UX IMPROVEMENTS

The screenshot displays the Totara Learn user interface for the 'Manage programs' page. At the top, a dark navigation bar contains the Totara Learn logo and menu items: Home, Dashboard, Record of Learning, Performance, Team, and Find Learning. On the right side of this bar are icons for settings, email, notifications, and the user profile 'Admin User'. Below the navigation bar, a breadcrumb trail reads 'Home / Site administration / Programs / Manage programs'. Two buttons are visible: 'Blocks editing off' and 'Remove from admin menu'. The main content area is enclosed in a dashed border and features a large green plus icon at the top center. A modal window titled 'Add a block' is open, showing a search input field and a list of block types: Admin bookmarks, Alerts, Blog menu, Blog tags, and Calendar. The background page includes sections for 'PROGRAMS (ADMIN SUB-NAVIGATION)' with a 'Manage programs' link, 'RELATED PAGES' with links to Courses, Certifications, Badges, and Learning Plans, and a search bar for programs.

# **SEMINAR REFACTORIZING**



**Stability**

+



**Performance**

+



**Consistency**


# CONTENT MARKET PLACE

## Setup Content Marketplaces

### What is Content Marketplace?

Content Marketplace offers you a range of free and paid learning content that you can then offer to your customers or learners. With Content Marketplace, you can set up subscriptions with Content Marketplaces to **access their free or premium content** then use that content when creating courses.

Disable content marketplaces

Content Marketplace	Description	Actions
	GO1 Compliance and professional development made easy. Access over 100K courses. <a href="#">Find out more</a>	<a href="#">Enable</a>

#### FILTERS

##### Availability

- All 177,473
- Subscription 759
- Custom collection 0

##### Tags

- Business 24,568
- Technology 20,548
- Personal Development 13,865
- Industry Specific 12,996
- Compliance 8,873

[Show more](#)

##### Providers


- Udemy

## Explore Content Marketplace: GO1

Search course title, provider, or keyword


177,473 results

Sort by Latest




**PROVIDE FIRST AID WITH E-LEARNING**

SELF-PACED  
St John  
Online




**PROVIDE FIRST AID WITH E-LEARNING**

SELF-PACED  
St John  
Online



**PROVIDE FIRST AID WITH E-LEARNING**

SELF-PACED  
St John  
Online



**HLTAID004 – Provide First Aid in Education and Care**

SELF-PACED  
SEEK Learning  
Online

# AUDIENCE CONTENT RESTRICTION

[« All user reports](#) | [View This Report](#)

## Edit Report 'Active users'

GENERAL	COLUMNS	GRAPH	FILTERS	CONTENT	ACCESS	PERFORMANCE
---------	---------	-------	---------	---------	--------	-------------

[▶ Expand all](#)

- ▶ Content Controls
- ▶ Show by user ⓘ
- ▶ Show by the user's current position ⓘ
- ▶ Show by the user's current organisation ⓘ
- ▼ Show records by audience ⓘ
  - Show records by audience

Include records from

- ▶ Show by time created ⓘ

- ✓ No audience defined
- Active users (Active)
- Contractors (Contractors)
- Senior managers (seniormanager)
- Suspended users (Suspended)

# **MANY MORE**

- 4 New features
- 76 Feature improvements
- 31 Front end improvements
- 45 Platform improvements



**OUR CURRENT DIRECTION**



# SEMINAR ATTENDANCE TRACKING

Session dates	Session times	Room	Session status	Attendance tracking	Capacity	Event booking	Sign-up period	Actions
15 January 2019	9:00 AM - 5:00 PM Pacific/Auckland		Session over	<a href="#">Take attendance</a>	2 / 10	Event over		Attendees
14 January 2019	9:00 AM - 5:00 PM Pacific/Auckland		Session over	Saved				

ATTENDEES    WAIT-LIST    CANCELLATIONS    **TAKE ATTENDANCE**    MESSAGE USERS

Take attendance:

Event summary: 2 session(s) (0 upcoming; 2 over)

Select learners:

Bulk action: Mark as

	Learner	Fully attended sessions	Partially attended sessions	Unable to attend sessions	No show sessions	Not set sessions	Event Attendance
<input type="checkbox"/>	Jack Learner	1	1	0	0	0	<input type="text" value="Not set"/>
<input type="checkbox"/>	Jane Learner	2	0	0	0	0	<input type="text" value="Not set"/>

[Save attendance](#)

[Cancel changes](#)

[Go to seminar](#)
















# SEMINAR RESOURCE MANAGEMENT

## Python seminar events

☰ Event: All ⌵ Booking: All ⌵ Room: All ⌵ Advanced: All ⌵

### Upcoming

Add event

Event name	Event status	Booked/Capacity	Sign-up period	Session times	Rooms	Facilitators	Session status	Actions
December new team training	In progress (Booked)	12 / 20	18 October 2020, 9:00 AM - 3 December 2020, 8:00 AM Timezone: Europe/London	4 December 2020, 9:00 AM - 12:00 PM Timezone: Europe/London	Room 1102 Room 1110	Tracy Patel Benjamin Gupta	Session over <b>Take attendance</b>	<a href="#">Go to event</a>   
				5 December 2020, 1:00 PM - 4:00 PM Timezone: Europe/London	Room 1102 Room 1110	Tracy Patel Benjamin Gupta	Upcoming Attendees	  
				6 December 2020, 9:00 AM - 12:00 PM Timezone: Europe/London	Room 1102 Room 1110	Tracy Patel Benjamin Gupta	Upcoming	  
Next sessions	Upcoming Booking open (Booking request sent)	0 / 20		10 January 2021, 9:00 AM - 12:00 PM Timezone: Europe/London			Upcoming	<a href="#">Go to event</a>   
Future training sessions waitlist (feel free to join)	Wait-listed Sign-up not open		After 1 January 2021, 5:00 PM Timezone: Europe/London				Wait-listed	<a href="#">Go to event</a>   



# CENTRALISED MESSAGING

## Notification settings

### MESSAGING

New messages Email 


### MY ONLINE LEARNING

Enrolments Email 

Completions - 

Reminders Site, Email 

Overdue Various 

New forum posts Email digest 

### MY SEMINARS

Bookings Email, Mobile 

Waitlists - 

Cancellations - 

Reminder Email, Mobile 

Trainer changes - 

### MY PERFORMANCE

### APPROVAL REQUESTS

Approval requests Email 

Approval requests I sent - 

### ACCOUNT

Use defaults  
 Custom  
 Email  Email digest  Mobile

## Site default notification settings

Apply default notification settings for your users. These are applied at site-level and cascade down the category system to individual instances. Please note: changes to defaults can be applied at a category or instance level, by any administrator with sufficient capabilities. For more information, please refer to Help documentation.

### MESSAGING

New messages All recipients On event Various 


### APPROVAL REQUESTS


Approval requests All respondents On event Email 

Approval requests I sent All requesters On event - 

### ACCOUNT

### MY LEARNING

Enrolments {recipient value} On event Email 

Completions {recipient value} On event - 

Reminders Various 

Course due date {recipient value} 3 days before Site 

Program due date {recipient value}- 3 days before Email 

Recertification window {recipient value} 3 days before Email 

Seminar reminder {recipient value} 3 days before, 1 day before Email 

Quiz {recipient value} 3 days before Email 

Feedback {recipient value} 3 days before Site, Email 

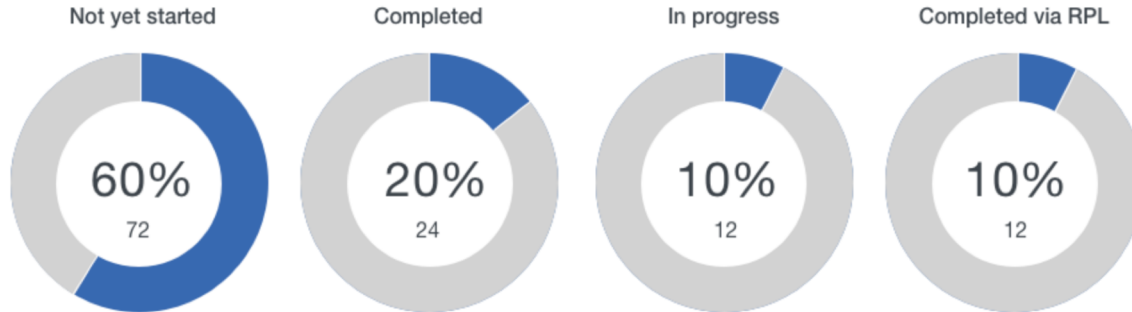
Overdue {recipient value} On event Various 

# GRAPHICAL REPORTING

## Course completion status

► Search

Show/hide columns



# REPORT BUILDER UX

Dashboard ▾ Record of Learning Reports Find Learning ▾

Site administration / Reports / Create report

Turn editing on Add to admin menu ▾


## Create report

Search...

**FILTERS** Showing 16 / 84 results


**CATEGORIES**

- Featured templates (9)
- User (11)
- User data (8)
- Learning (10)
- Course (7)
- Program (4)
- Seminar (9)
- Record of Learning (9)
- Perform (8)
- Reports (2)
- Site and server (6)




**Learner course completion status overview report template**

Show learners an overview of their own course completion status




**Learner program completion status overview report template**

Show learner an overview of their own program completion status




**Learner certification completion status overview report template**


Show learners an overview of their own certification completion status





**Learner goal status overview report template**

Show learner an overview of their own goal completion status










# **ENHANCED MULTITENANCY SUPPORT**





- Goals and OKRs
- Competencies
- Appraisals and Check-ins
- 360o Feedback
- Reporting Dashboards
- Evidence Banks

Extensions

**BETTER  
PERFORMANCE**



- Online learning design and delivery
- Offline seminar management
- Assessment and certification
- Learning Plans
- Program management
- Adaptive learning
- Reporting

**EFFECTIVE  
LEARNING**

Course libraries

## **TOTARA PLATFORM ECOSYSTEM**

At Totara we're changing the way people learn, engage and perform in the workplace. Through innovative and flexible open source technology we enable highly-tailored learning solutions that give organizations the freedom to adapt to an ever-changing world.

Plug-ins

**EMPLOYEE  
ENGAGEMENT**




- Peer-to-peer content creation and sharing
- Collaborative work spaces
- Integration with Microsoft Teams and Slack
- Informal learning
- Messaging and Discussion
- Recognition
- Pulse Surveys
- Action lists

# PERFORM V1 ROADMAP

FEATURE	V1
<b>Competencies</b>	<i>Decoupled from Learning Plans centralised management, extendable criteria and new tracking options</i>
<b>Evidence</b>	<i>Decoupled from Learning Plans, ability to create forms with specific fields per evidence type</i>
<b>Goals</b>	<i>Support for popular Goal frameworks such as Objectives and Key Results (OKR's)</i>
<b>Appraisals and 360 feedback</b>	<i>More flexible and dynamic with a modular approach resulting in introduction of Performance cycles</i>
<b>Check ins</b>	<i>Ability to create micro scheduled or ad hoc Performance Reviews</i>
<b>Dashboards</b>	<i>Visual reporting (users and admins, high level and drill down, process and outcomes)</i>
<b>Notifications</b>	<i>Improved tools for managing and scheduling system notifications</i>

# MOBILE



A black and white photograph of a man in a hospital setting. The man is bald, wearing a light-colored, patterned button-down shirt, and is looking directly at the camera with a neutral expression. He is positioned in the foreground, slightly to the right of the center. The background shows a hospital room with medical equipment, including a patient bed with white linens, and several large overhead surgical lamps. The room is brightly lit. On the left side of the image, there is a large, semi-transparent green geometric shape that overlaps the photograph. In the bottom right corner, the word "QUESTIONS?" is written in a bold, black, sans-serif font, underlined with a thick black line.

Learning Management  
System Lead, CCDHB

**QUESTIONS?**